








Welcome

**Welcome To The
Queens Office of Educational Technology**

Winnie Bracco
Technology Innovation Manager

Enhancing Education Through Technology (EETT)
Title IID Funded Program
Kelly Gallagher, Instructional Technology Specialist
Robert Sweeney, Instructional Technology Specialist

Enhancing Writing Instruction Through Technology (EWITT)
Training Provided by
Mickie Quinn of **Mighty Productions**








Introduction

“Technology Infusion into Instruction through Professional Development”

An intensive professional development program that empowers educators to to engage students in interdisciplinary projects and improving writing and communication skills through the integration of technology into the ELA curriculum.

- Develop Effective Writing Techniques
- Ignite Critical Thinking
- Sharpen Problem-Solving Skills
- Practice Responsible Research
- Implement Real-World Technology
- Create a Media-Rich Educational Website

Goals



Improve academic performance in ELA by infusing project-based technology into instruction

80% of target students will achieve at least one year of growth on their scale score of the NYS ELA exam

Multi-layered and sustained program of professional development will serve the needs of educators

ELL and Special Needs students will increase student achievement in the area of English Language Arts

Portfolio of student-created work

ThinkQuest International Competition 2011

ORACLE ThinkQuest

Goals



Have EWITT Represented as

FINALISTS

in the

2011

ThinkQuest International Digital Media Competition



ThinkQuest International Competition 2011

ORACLE ThinkQuest

Results

By the end of the program, EWITT participants will...

- Be immersed in online resources such as Thinkfinity, NYS Virtual Learning space, and Web 2.0 tools
- Receive training on the software necessary to complete media-rich projects
- Incorporate the project-based learning process within their content area and use technology to enhance research and writing skills
- Develop an online environment to host all student work for a broader audience
- Collaborate within ARIS Connect as well as use a variety of virtual community tools, such as email, blogs, wikis, the web portal and synchronous communications

ThinkQuest International Competition 2011

ORACLE ThinkQuest

The Elements

Teacher Workshops

WikiSpaces


Manual & handouts- no re-invention of the wheel!

Structured timeline for development of project


Deadlines & accountability for progress points

Open communication for questions and support

Professional community to share progress, trials & tribulations, and celebrate the end results



Office of Educational Technology
INNOVATE COLLABORATE IMPROVE



mighty productions
rise above

ThinkQuest International Competition 2011
ORACLE ThinkQuest

Expectations

- Complete pre & post project surveys
- Collect & organize photo consent forms
- Create an example TQ site appropriate to theme & curriculum
- Submit at least FIVE projects to ThinkQuest competition by March 26, 2011
- Utilize blog & meet deadlines for student comments
- Complete all homework assignments
- Engage students in process through PBL methodology
- Turnkey training to school community



Office of Educational Technology
INNOVATE COLLABORATE IMPROVE




mighty productions
rise above


ThinkQuest International Competition 2011
ORACLE ThinkQuest

Project Elements

- Idea
- Research
- Develop Content
- Design Site
- Build Pages
- Add Media
- Polish
- Publish
- Celebrate



Office of Educational Technology
INNOVATE COLLABORATE IMPROVE



mighty productions
rise above

ThinkQuest International Competition 2011
ORACLE ThinkQuest

Student-Created Projects

<http://enhancingwriting.wikispaces.com/ThinkQuest+2011>

ACTIVITY: Use the "Evaluating Student-Created Projects" form to critique a past site. You will then present the site and your comments to the class.



Office of Educational Technology
INNOVATE COLLABORATE IMPROVE




mighty productions
rise above


ThinkQuest International Competition 2011
ORACLE ThinkQuest

The Competition

The ThinkQuest International Competition challenges students to **solve a REAL-WORLD problem** by applying their critical thinking, communication, and technology skills.



Office of Educational Technology
INNOVATE COLLABORATE IMPROVE



mighty productions
rise above

ThinkQuest International Competition 2011
ORACLE ThinkQuest

The Competition

Participants can produce any of the following:

Blog/journal
Website
Animation
Public Service Announcement
Photo Essay
Video

-WE WILL CREATE-
SOME COMBINATION OF THESE ITEMS!

Students must define the problem they intend to solve and produce an entry that presents their solution and the process followed to develop their solution.



Office of Educational Technology
INNOVATE COLLABORATE IMPROVE




mighty productions
rise above

ThinkQuest International Competition 2011
ORACLE ThinkQuest


The Competition

Go to: **ThinkQuest.org**
Click on:
"ThinkQuest International Challenge 2011"

Take a moment to read the rules & details.



Office of Educational Technology
INNOVATE COLLABORATE IMPROVE




mighty productions
rise above

ThinkQuest International Competition 2011
ORACLE ThinkQuest


Winner's Circle

How EWITT Will Dominate The Competition:

- »Structured Timeline
- »Group Deadlines
- »Push-In Support
- »Advanced Trainings
- »Pre-Judging
- »Time for Polishing



Office of Educational Technology
INNOVATE COLLABORATE IMPROVE



mighty productions
rise above

ThinkQuest International Competition 2011
ORACLE ThinkQuest

Questions- Time to Commit


Now is a good time to think about your school year, professional goals, all extra-curricular responsibilities and assess your ability to fully commit to the project.

- Ask training staff logistical questions
- Mark dates in your personal calendar
- Take note of dates for testing and other scheduling obstacles

Kelly Gallagher- kgallagher4@schools.nyc.gov
Robert Sweeney- rsweene@schools.nyc.gov
Winnie Bracco- wbracco@schools.nyc.gov



Office of Educational Technology
INNOVATE COLLABORATE IMPROVE




mighty productions
rise above


ThinkQuest International Competition 2011
ORACLE ThinkQuest

Answers

Committed? Good!



Office of Educational Technology
INNOVATE COLLABORATE IMPROVE




mighty productions
rise above

ThinkQuest International Competition 2011
ORACLE ThinkQuest


Competition + Curriculum

ACTIVITY:
Tie Curricular Themes to Real-World Issues

1. Group Demonstration
2. Individual Practice
3. Discuss Process










Office of Educational Technology
INNOVATE COLLABORATE IMPROVE




mighty productions
rise above


ThinkQuest International Competition 2011
ORACLE ThinkQuest

Competition + Curriculum

THEMES	IDEAS	ISSUES
		
		
		



Office of Educational Technology
INNOVATE COLLABORATE IMPROVE





mighty productions
rise above

ThinkQuest International Competition 2011
ORACLE ThinkQuest

Project-Based Learning

PBL is central to your curriculum and guides students in:

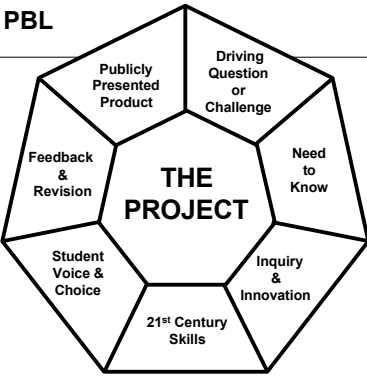
- A self-driven inquiry towards solving a problem
- Answering questions
- Creating multi-disciplinary themes
- Meeting hands-on challenges






ThinkQuest International Competition 2011

ORACLE ThinkQuest

PBL





ThinkQuest International Competition 2011

ORACLE ThinkQuest

Project-Based Learning

“Students are pulled through the curriculum by a meaningful question to explore, an engaging real-world problem to solve, or a design challenge to meet.”

- PBL Starter Kit Page 4
 Buck Institute for Education

ThinkQuest International Competition 2011


ORACLE ThinkQuest

Project-Based Learning


If PBL presents an answer to a central question, the first step should be to

CREATE THE QUESTION

ACTIVITY: Create a question to answer based on the IDEAS developed in the previous activity. Share with class.



Office of Educational Technology
INNOVATE COLLABORATE IMPROVE



mighty
productions
rise above

**ThinkQuest
International
Competition
2011**


ORACLE ThinkQuest

Project-Based Learning


- Practice PBL with small projects
- Train students to collaborate and share
- Promote a positive working environment

After a few practice runs, students will work independently, be resourceful, drive their own learning and reflect on the process.

ACTIVITY- Choose a Spotlight Project in *PBL Starter Kit*, pages 9-28. Briefly sketch a similar inquiry-based project for your students to complete as pairs. Include assessment ideas from Page 48.
Share!



Office of Educational Technology
INNOVATE COLLABORATE IMPROVE



mighty
productions
rise above

**ThinkQuest
International
Competition
2011**

ORACLE ThinkQuest

Fireworks

Fireworks is a graphic program that you and your students will use to create original buttons, title graphics and supporting images for your website.

Let's Play!
